

we
shape
emotions

ITACA[®]
an italian live

tiles that



change

Your mood



time is our canvas

Time Shapes Us. We Shape the Future.

Every moment marks a milestone. At Itaca, each passing year has been a brushstroke—adding depth, dimension, and purpose to our journey. From humble beginnings to global recognition, our story is built on timeless design, evolving innovation, and an unwavering commitment to excellence. The canvas is time—what we create on it is our legacy.





enter the world of large format

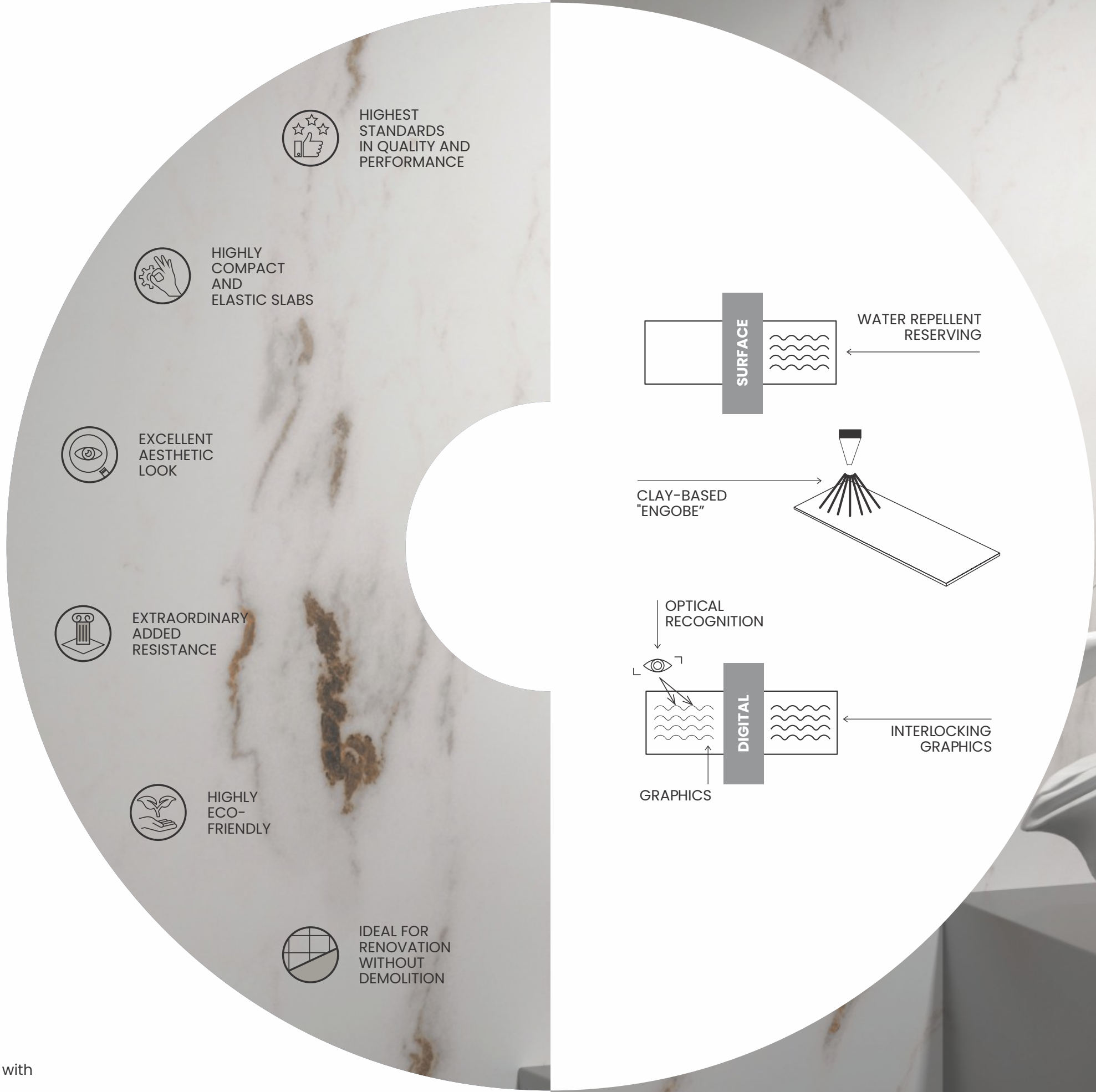
Where Scale Becomes Statement

Step into a space where design isn't built piece by piece—it arrives whole. Our large-format slabs redefine visual impact, eliminating interruptions and amplifying presence. Whether wall or floor, indoor or out, this scale commands attention.

Crafted for architects, designers, and visionaries, these 1200x2400mm surfaces are more than just tiles—they're canvases. With fewer joints and bolder aesthetics, they transform ordinary spaces into architectural experiences.

innovative digital technology

Digital technology blends advanced surface engineering with precision layering to achieve unmatched aesthetic and structural performance. From water-repellent treatment to interlocking graphics, each slab is built through intelligent processes like optical recognition and clay-based coating—resulting in surfaces that are visually rich, highly durable, and renovation-ready.




engineered for

Designed with real-world demands in mind, our surfaces offer the perfect blend of form and function. From water and stain resistance to durability against frost and abrasion, every feature is built to make life simpler—without compromising on style.



FROST RESISTANCE




ABRASION RESISTANCE



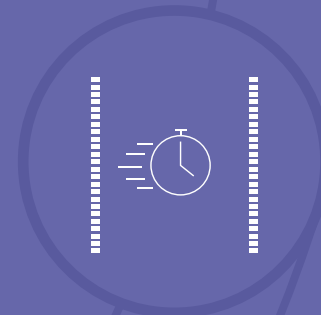
WATER RESISTANCE




EASY TREATMENT



A SMALL AMOUNT OF GROUT




QUICK ASSEMBLY



STAIN RESISTANCE



TEMPERATURE RESISTANCE



everyday life

Whether it's a high-traffic hallway, a sleek kitchen, or a serene outdoor space, these surfaces adapt effortlessly. With minimal grout lines, easy treatment, and fast assembly, they're engineered to perform—day after day, space after space.

Surface is more than finish — it's expression. Each texture, gloss, and grain speaks a distinct visual language that defines the character of a space. From the subtle precision of Digi Matt to the bold depth of Carving, GHR and the tactile richness of Shape Tech, every surface tells a story rooted in material intelligence.

These technologies are not just enhancements — they're tools of architectural clarity. Designed for precision, performance, and aesthetics, our surfaces translate design intent into reality with seamless cohesion and elevated detail.

a language of surface



Shape

Three dimensional effect with extreme realism.




Shape + Glue

Three dimensional effect with gloss embossing and matt embossing on a matt surface.



GHR

Low reflections slip resistance surface



Soft Tech

A ultra smooth surface
like marble.



DG Matt

Smooth matt surface with an
advance characteristics.



DG Matt + Luster

Smooth matt surface with
selective shine.



Spark

Matt surface with
selective shine.





High Glossy

Vibrant mirror like reflective surface.



Where form is magnified and details are honed — these expansive 1200x2400mm tiles become a canvas for over 10 distinctive surface expressions. Each finish, a refined distillation of style, function, and emotion. From soft matte to high gloss, from stone to silk-touch — this is where craftsmanship meets clarity.

Distilled on surface



Super White

Shiny surface with L value of whiteness more than 90.




Glossy

Shiny polished surface.



surface gallery




The surface gallery is a celebration of innovation through texture — a curated collection where every finish tells a unique story. From the sculpted precision of shape tech and the glue-enhanced depth of shape glue, to the organic richness of ghr and the silk-smooth touch of soft tech, each surface embodies a distinct material intelligence. dg matt and its lustrous variations offer subtle elegance, while spark's carved brilliance and bookmatch's mirrored artistry bring drama and sophistication. extra glossy and glossy elevate gloss to opulent heights, while super white captures pure clarity. Together, these 12 surfaces transform not just spaces, but the way we experience design.





Shape + Glue

Bold in form. Unmatched in hold. 4D+ fuses dimensional design with advanced glue-tech—delivering seamless adhesion and sculptural depth for lasting surface excellence.



Stonex Caramel Decor

Stonex Caramel

Stonex Sand Decor

Stonex Sand



Egypt Crema Decor

Phoenix Flower







A study in precision and tactile rhythm. stonex caramel decor brings together soft caramel tones with a subtle interplay of milky whites and stone greys. each square is gently raised using shape shid technology – a micro-sculpting technique that adds a refined dimensional lift. the glue surface finish enhances this effect, giving each square a distinct edge definition and a soft luster that responds to light. the result is a wall that feels crafted – not just installed – perfect for workspaces and feature walls where detail speaks softly but clearly.

Base tiles available in
4D collection

Stonex Caramel



Warm, timeless, and quietly sophisticated. travertine vain lait draws inspiration from natural travertine stone, with creamy latte tones and soft vertical grains. enhanced by shape shid technology, the linear texture adds architectural precision — offering both visual structure and tactile richness. it's a surface that brings grounded elegance to modern lobbies, retail spaces, or calm residential corners, where natural tone meets refined texture.







A neutral base, elevated with quiet geometry. stonex sand decor takes inspiration from sandy terrains soft beiges, light taupes, and off-whites — forming a composed palette that adapts effortlessly to retail, office, or residential interiors. each square element is subtly raised through shape shid technology, and refined with a glue surface finish that lends a light-catching edge to every detail. the result is a surface that feels tactile yet disciplined, adding depth without distraction.




Base tiles available in
4D collection

Stonex Sand





Inspired by natural sandstone with a soft, grainy texture, Stonex Sand delivers an elegant neutral base for both outdoor and indoor architecture. The surface is calm yet characterful its muted tone subtly shifting with light and angle, adding quiet sophistication to any environment. Enhanced through Shape Tech technology, it offers durability with refined aesthetics perfect for patios, minimal courtyards, transitional zones, or tranquil interiors where simplicity meets structure.









Elegant and poetic, Egypt Créma Decor brings a soft interplay of ornamental motifs and sandy crema tones. Inspired by ancient artistry and elevated through Shape Tech surface, each slab reveals delicate mandala impressions that seem to bloom from within. The smooth texture adds depth without overpowering, making it ideal for serene bedrooms, boutique lounges, or signature hospitality spaces where subtle design speaks volumes.

Base tiles available in
4D collection

Egypt Créma





Phoenix Flower A-B

120x240cm, 1200x2400mm / Shape + Glossy Glue Surface / 4D+ Collection



Phoenix Flower A-B

120x240cm, 1200x2400mm / Shape + Glossy Glue Surface / 4D+ Collection

Bold, dramatic, and intricately detailed — Phoenix Flower is a striking slab design that captures the spirit of rebirth and artistry. Inspired by mosaic murals and botanical grandeur, it features sculptural floral patterns set against a rich charcoal backdrop. Every petal and leaf is meticulously rendered in micro-tesserae style, creating a layered visual texture that feels handcrafted yet ultra-modern. Ideal for feature walls in bedrooms, lounges, or upscale hospitality spaces, it transforms surfaces into living art.

(A)

(B)





 **Shape**

Sculpted precision. defined presence. with shape-tech innovation, the 4D surface breathes life into patterns—adding architectural dimension to every inch.


collection



Bianco Oro Liner

Calacatta Laybrinth
Chevron

Pulpis Grey Liner

Travertine Vain Lait
Liner

Egypt Crema
Liner





Grace in every grain. purity in every polish. bianco oro brings a quiet sophistication through its soft golden veins on a brilliant white canvas. the super white surface amplifies brightness and gives a pristine, mirror-like finish—ideal for creating serene, timeless spaces that breathe elegance.





Classic marble reimaged with depth and geometry. calacatta labyrinth blends soft beige veining over a creamy white base – but what sets it apart is the subtle shape shid zigzag texture embedded beneath the surface. this micro-pattern adds a rhythmic, tactile quality to the slab, catching light in a way that enhances its movement. elegant yet intricate, it's designed for interiors that value both timeless beauty and contemporary craft.








A modern expression of strength and subtlety. pulpis grey features rich graphite tones layered with fine white veining — evoking the natural calm of stone. what elevates it is the shape shid linear texture: a refined vertical grain embedded across the surface, adding quiet structure and tactile elegance. this combination of soft motion and directional patterning makes it ideal for contemporary lobbies, workspaces, and retail environments where sophistication is expected, not announced.





Warm, timeless, and quietly sophisticated. travertine vain lait draws inspiration from natural travertine stone, with creamy latte tones and soft vertical grains. enhanced by shape shid technology, the linear texture adds architectural precision — offering both visual structure and tactile richness. it's a surface that brings grounded elegance to modern lobbies, retail spaces, or calm residential corners, where natural tone meets refined texture.





Soft, elegant, and endlessly versatile Egypt Créma is a warm latte-toned slab that captures the timeless charm of travertine-inspired textures. Its subtle grain and even tone offer a calm, minimal look, perfect for creating visual continuity across walls and floors. Enhanced by Shape Tech surface, it delivers both tactile comfort and architectural clarity, ideal for spa-like bathrooms, serene living spaces, or refined commercial interiors.






GHR + COLORBODY

Grounded in nature. elevated by tech. earth tech's GHR surface embodies the strength of stone with nature-inspired resilience, designed for performance and poise.

Earth tech
collection




Basalt Stone Ivory

Basalt Stone White

Tuscan Afyon

Tuscan Dior

Tuscan Grigio



Tuscan Lathic

Tuscan Mocha



Başalt Stone Ivory

120x240cm, 1200x2400mm / GHR + Colorbody Surface / Earth Tech Collection

Basalt Stone Ivory distills the quiet grace of Italian stone into a luminous ivory field with delicate mineral movement. The large-format slab (120x240 cm) extends surfaces with minimal joints, opening rooms with calm, continuous planes. Its refined GHR surface offers a silky, contemporary touch that reads luxurious without shouting.








Basalt Stone White delivers a calm, luminous canvas with the fine mineral movement of honed basalt. The tone is a pure, soft white—warm enough to flatter natural light, neutral enough to pair with anything. The GHR surface reads silky and contemporary, resisting glare while feeling refined to the touch. Use it to pull walls and floors into one continuous plane, reduce visual noise, and give furniture and fixtures room to breathe. From spa bathrooms to gallery kitchens and reception spaces, it brings disciplined elegance and everyday durability—quiet, reliable, and impeccably modern.






Minimal in tone, maximal in performance. Tuscan Afyon brings a soft off-white surface with faint cloudy movement, designed to elevate open spaces with quiet elegance. Engineered with GHR (Granulla High Resistance) technology, it offers superior durability against wear, abrasion, and outdoor stress — making it ideal for high-traffic zones, patios, and commercial floors. It's not just about how it looks — it's about how long it lasts.








Effortless neutrality with enduring performance. Tuscan Dior offers a refined grey tone with a soft, powdery finish – designed to quietly complement modern interiors without overpowering them. Built with GHR (Granulla High Resistance) surface technology, it ensures superior resilience against stains, scratches, and heavy footfall. Ideal for retail, hospitality, or urban homes where style demands strength.






Understated elegance meets industrial strength. Tuscan Grigio presents a soft concrete-grey tone with a muted texture – perfect for modern cafes, lobbies, and coworking spaces. Its GHR surface ensures durability against constant movement and spills, making it a smart choice for high-traffic zones. A floor that performs with quiet confidence and timeless style.








Warm and welcoming, yet built to endure. Tuscan Lathic glows with soft beige tones that instantly brighten up hospitality environments. Its GHR (Granulla High Resistance) finish adds toughness beneath its calm surface — resisting stains, wear, and the energy of daily footfall. Designed for dynamic spaces where ease, brightness, and resilience go hand in hand.






Raw texture, refined tone. Tuscan Mocha features a muted mocha-grey finish that brings warmth to industrial minimalism. Ideal for bathrooms and wellness zones, its GHR (Granulla High Resistance) surface ensures protection against moisture, abrasion, and daily use. The soft cement aesthetic blends seamlessly with modern fixtures, delivering both resilience and calm.





 **Baby Satin**

Gentle to the touch. Graceful to the eye. Soft Tech offers a baby satin finish—subtle, refined, and irresistibly smooth for intimate, modern spaces.

SOFTTECH
collection



Bianco Oro

Calacatta Laybrinth

Pulpis Grey

Travertine Vain Lait






Grace in every grain. Purity in every polish. Bianco Oro brings a quiet sophistication through its soft golden veins on a brilliant white canvas. The Super White Surface amplifies brightness and gives a pristine, mirror-like finish—ideal for creating serene, timeless spaces that breathe elegance.





Classic marble reimagined with depth and geometry. Calacatta Labyrinth blends soft beige veining over a creamy white base – but what sets it apart is the subtle Shape Shid zigzag texture embedded beneath the surface. This micro-pattern adds a rhythmic, tactile quality to the slab, catching light in a way that enhances its movement. Elegant yet intricate, it's designed for interiors that value both timeless beauty and contemporary craft.







A modern expression of strength and subtlety. Pulpis Grey features rich graphite tones layered with fine white veining — evoking the natural calm of stone. What elevates it is the Shape Shid linear texture: a refined vertical grain embedded across the surface, adding quiet structure and tactile elegance. This combination of soft motion and directional patterning makes it ideal for contemporary lobbies, workspaces, and retail environments where sophistication is expected, not announced.





Warm, timeless, and quietly sophisticated. Travertine Vain Lait draws inspiration from natural travertine stone, with creamy latte tones and soft vertical grains. Enhanced by Shape Shid technology, the linear texture adds architectural precision — offering both visual structure and tactile richness. It's a surface that brings grounded elegance to modern lobbies, retail spaces, or calm residential corners, where natural tone meets refined texture.





DG Matt + Luster

Where matte meets mystery. fern brings a harmonious blend of DG matt calmness and lustrous highlights, offering balance between bold and serene.

Fern

collection



Fairy Art Decor Endless

Hordix Crema Decor

Lily Leaf Decor



Hörlix Crémã Decór A-B

120x240cm, 1200x2400mm / DG Matt + Luster Surface / Fern Collection



HÖRÅLIX Crémã Decõr A-B

120x240cm, 1200x2400mm / DG Matt + Luster Surface / Fern Collection

Where botanical art meets modern surface science. Hordix Crema Decor features delicate hand-sketched foliage set against a soft crema base — a design that feels both organic and architectural. The intricate leafwork flows gracefully across panels, creating continuity and calm. Finished in DG Matt with Lustre Surface, it adds just the right amount of subtle sheen to highlight details, offering a tactile play between matte texture and gentle light reflection. Ideal for feature walls that want to whisper beauty, not shout it.

Note :

Base tiles available in Evoluta collection
Hordix Crema

(A)

(B)







A dreamscape rooted in nature. Fairy Art Deco Endless blends soft foliage silhouettes with gradient earthy tones, designed to flow seamlessly across panels for a continuous mural effect. The artwork captures a tranquil forest scene — ethereal yet grounded. Finished in DG Matt + Lustre Surface, it offers a unique tactile contrast: matte softness with glints of light-catching detail. Ideal for boutique spaces, feature walls, and interiors that aim to evoke quiet wonder.

(A)



(B)





Lily Leaf Decoř A-B

120x240cm, 1200x2400mm / DG Matt + Luster Surface / Fern Collection



Lily Leaf Decór A-B

120x240cm, 1200x2400mm / DG Matt + Luster Surface / Fern Collection

Immersive, vibrant, and unmistakably organic. Lily Leaf Decór brings lush green foliage to life with sweeping banana leaves painted in soft water tones — evoking a tropical escape indoors. Its DG Matt + Lustre Surface finish adds gentle highlights to leaf veins and contours, creating a dynamic interplay between matte calmness and subtle shine. Perfect for café walls, wellness spaces, or any setting that seeks to blend nature with luxury.

(A)

(B)





Evoluta Spark

Crafted contrast. quiet brilliance. evoluta spark merges the depth of matt with a spark of shimmer—creating a refined duality of texture and tone.

Evoluta SPARK collection



Bidasar Excel

Celebrity Dove Endless

Ariston Crema Endless



Bold, dramatic, and deeply rooted in nature. Biddsar Excel channels the raw beauty of forest stone with intense green tones and intricate, web-like veining. The organic movement within the slab creates a visual depth that feels immersive and earthy. Finished with DG Matt + Lustre Surface, it balances soft texture with gleaming highlights, enhancing every vein and variation. Perfect for bathrooms, feature walls, or luxury spaces that embrace richness and character.







Graceful continuity in a soft, neutral tone. Celebrity Dove Endless features a delicate ivory base with faint cloud-like veining that flows endlessly across panels. Its Endless layout design creates a seamless floor or wall experience, expanding space visually. Finished with DG Matt + Luster Surface, it adds a gentle interplay of softness and light — ideal for luxury kitchens, lounges, or open-plan interiors that demand understated refinement with high-end finish.





Ariston Crémā Endless

120x240cm, 1200x2400mm / DG Matt + Luster Surface / Evoluta spark Collection

Ariston Crema Endless captures the lyric movement of rare cream marble and distills it into a calm, modern surface. Broad, clouded veins flow across a luminous ground, reading soft by day and quietly dramatic at night. The DG Matt finish gives a refined, velvety tactility with minimal glare—perfect for large, continuous planes on walls, floors, and custom furnishings.





Pure. poised. powerful. evoluta's deep-glazed matte surface adds understated luxury, ideal for minimalist environments with maximal impact.

Evoluta[®]

collection



Calacatta Michael

Finland Grey Endless

Soft Cloud Blanco

Hordix Crema




Provenza Taupe Endless

Taj Mahal






Classic marble aesthetics with a modern matte touch. Calacatta Michael features bold yet graceful grey veining across a radiant white base, delivering timeless sophistication. Its DG Matt Surface enhances the natural marble effect while offering a soft, glare-free texture – perfect for upscale corridors, hotel lobbies, or luxury interiors where light control and elegance are key. A refined canvas for elevated spaces.





A precise grey with depth you don't have to shout about. Finland Grey Endless layers subtle stone movement under a calm, matte finish, softening reflections while keeping edges clean. Use it to expand space, dial down visual noise, and ground bolder materials—ribbed wood, textured plaster, or burnished metals. The tone is neutral without being cold, making styling straightforward and sophisticated. It's the designer's go-to when the brief calls for modern, durable, and unmistakably elegant.








Airy, elegant, and effortlessly versatile. Soft Cloud Blanco evokes the calm of a cloudy sky with its soft white base and faint, natural veining. The DG Matt Surface lends a velvety, non-reflective finish that enhances light diffusion while preserving a refined stone-like texture. Perfect for living spaces, bedrooms, or serene interiors that value subtle sophistication and quiet luxury.



a design that feels both organic and architectural. The intricate leafwork flows gracefully across panels, creating continuity and calm. Finished in DG Matt with Lustre Surface, it adds just the right amount of subtle sheen to highlight details, offering a tactile play between matte texture and gentle light reflection. Ideal for feature walls that want to whisper beauty, not shout it.







Rooted in the elegance of natural stone, Provenza Taupe Endless captures the essence of European refinement with a modern twist. Its creamy taupe undertone, marked by graceful mineral veining, adds warmth and depth to interiors without overpowering them. The DG Matt finish lends a velvety touch, reducing glare and enhancing the natural feel of the stone. Perfect for expansive spaces, it delivers visual continuity that feels soft, luminous, and serene.






Taj Mahal evokes the grandeur of its namesake with a soft white canvas adorned by graceful golden veins. The surface exudes understated luxury, with organic textures and a creamy warmth that elevate any interior. Enhanced by the DG Matt finish, it offers a velvety matte sheen that reduces glare while retaining a luminous richness. Ideal for luxury homes, upscale lounges, or contemporary hotel suites, this slab seamlessly blends classical beauty with modern refinement.





Etched elegance. designed to impress. spark's carving surface introduces tactile artistry—where every groove adds meaning, movement, and sophistication.

SPARK
collection



Berlin Beige

Berlin Fren

Berlin Silver





Minimalist charm meets sculpted subtlety. Berlin Beige offers a clean, sandy-beige tone speckled with soft natural grains — a timeless base for contemporary interiors. Enhanced with a Carving Surface, the tile gains tactile depth and a refined matte texture that plays gently with light and shadow. Ideal for walls in living spaces, libraries, or lounges where silence, structure, and sophistication speak louder than color.






Urban calm, refined with texture. Berlin Fren presents a soft grey base scattered with natural stone-like grains — a modern, minimalist interpretation of cement surfaces. The Carving Surface finish adds a gentle tactile depth, creating a surface that feels grounded and architectural. Ideal for contemporary lounges, open-plan areas, or commercial lobbies where clean design meets subtle detail.







Light, textured, and effortlessly modern. Berlin Silver features a cool silver-grey base lightly dusted with organic specks, offering a balanced blend of simplicity and sophistication. Its Carving Surface adds a subtle grain-like texture, enhancing both visual depth and tactile appeal. Ideal for living areas, minimalist workspaces, or interiors that favor calm aesthetics with architectural precision.






 **HIGH GLOSSY**

Symmetry in brilliance. with mirror-like alignment and enhanced shine, book match tiles create dramatic visual continuity and luxurious appeal.

Reflect
collection




Black Onyx

Botanic Green

Elegant Black

Empress Choco



Vendome Royal

Viola Red




22-24	9
19-21	8
16-18	7
13-15	6
10-12	5
7-9	4
4-6	3
1-3	2

Luxury carved in darkness. Black Onyx features deep charcoal and jet-black tones laced with smoky amber and subtle ivory veins, creating a dramatic onyx-inspired canvas. Its High Glossy Surface amplifies every layer with high-gloss brilliance, delivering mirror-like reflection and a premium, sculptural presence. Perfect for statement entrances, high-end hospitality, or interior settings where bold elegance defines the space.





Botanic Green



120x240cm, 1200x2400mm / High Glossy Surface / Reflect Collection



Nature's drama, redefined in stone. Botanic Green is a striking fusion of deep rainforest green, bold white quartz streaks, and earthy maroon undertones – reminiscent of raw mineral veins cutting through untouched terrain. The High Glossy Surface enhances its depth and saturation, giving the slab a polished, almost fluid intensity. Ideal for luxury bathrooms, accent walls, and spaces that demand bold, organic elegance.





A symphony of strength and sophistication. Elegant Black showcases a bold black base laced with dramatic white and smoky grey veining — evoking the richness of marble under pressure. Finished with an High Glossy Surface, it reflects light with mirror-like brilliance, amplifying every vein and crevice. Ideal for high-impact walls, entertainment zones, or luxury interiors that demand a refined, powerful presence.







Decadence in every detail. Empress Choco is a deep, luxurious brown marble-look slab with golden undertones and intricate white veining that adds classic richness. The High Glossy Surface elevates its texture with mirror-like reflection, enhancing contrast and visual depth. Perfect for living rooms, lounges, and upscale spaces where timeless elegance meets modern brilliance.






120x240cm, 1200x2400mm / High Glossy Surface / Reflect Collection


Reflect

Vendôme Royal

Soft elegance with a regal finish. Vendome Royal brings refined sophistication through a warm beige-grey tone dusted with delicate stone textures. Its High Glossy Surface creates a polished, luminous effect that enhances space without overpowering it — perfect for bedrooms, suites, and living zones seeking a balance of comfort and understated opulence. A surface that feels both grounded and grand.







Artistry in deep tones. Viola Red captivates with its rich wine-red base layered with striking white and charcoal veining — a dramatic tribute to classic Italian marble. Its High Glossy Surface enhances the saturation and detail, delivering high-gloss brilliance that commands attention. Ideal for lounges, feature walls, and upscale hospitality spaces where bold elegance meets timeless form.






 **Bookmatch**

Symmetry in brilliance. with mirror-like alignment and enhanced shine, book match tiles create dramatic visual continuity and luxurious appeal.

BOOKMATCH
collection



Arena Dune

Elizabeth Green

Fantasia Gold

Patagonia






A masterpiece of symmetry. Arena Dune unveils a dynamic book match composition, where dark veins ripple across a creamy canvas in perfect mirrored harmony. The High Glossy Surface amplifies every swirl and shadow, creating a bold visual rhythm that elevates floors and feature walls into grand statements. Ideal for high-impact living spaces and luxury interiors that demand attention.









Bold. Botanical. Balanced. The Elizabeth Green tile features a striking book match layout where deep forest tones unfold like natural wings. Its High Glossy Surface heightens every shade, adding depth and drama to architectural spaces. A vivid conversation between symmetry and serenity — ideal for luxe bedrooms, spa retreats, and statement walls.







Striking and sensual, Fantasia Gold channels the luxurious warmth of rare golden onyx. Its mirrored Bookmatch layout creates a natural symmetry that feels both powerful and poetic, while the High Glossy surface adds luminous depth that dances with light. The fusion of gold, amber, and smoky accents crafts a surface rich with energy and emotion—ideal for statement walls, art-inspired installations, or hospitality interiors that demand presence.







Sculpted by contrast. Designed to astonish. The Patagonia tile captures a mesmerizing interplay of stone textures and symmetrical formations. Its book match layout creates an organic artwork that feels both wild and crated. With the Extra Shine Surface, each crystal vein glistens—turning walls into centerpieces.





Super **White**

Purity in perfection. snow's super white finish embodies absolute clarity and calm—creating a canvas for timeless, tranquil design.

SNOW
collection



Bianco Oro

Calacatta Michael

Statuario Norway



Grace in every grain. Purity in every polish. Bianco Oro brings a quiet sophistication through its soft golden veins on a brilliant white canvas. The Super White Surface amplifies brightness and gives a pristine, mirror-like finish—ideal for creating serene, timeless spaces that breathe elegance.







A statement in subtlety. Calacatta Michael fuses soft grey veining with a radiant white base, offering a minimalist yet luxurious look. The Super White Surface finish reflects clarity and elegance, making it a versatile choice for modern workplaces and refined interiors alike.





Light, depth, and precision converge in Statuario Norway. The surface embodies timeless marble beauty—delicate veins meandering across a luminous white base—crafted to perfection with a Super White finish. Its subtle contrast and reflective clarity amplify space and natural light, giving interiors a serene architectural rhythm.





 **Glossy**

Simply luminous. effortlessly elite. opulence brings gloss brilliance to the forefront—luxuriously brightening interiors with a touch of grandeur.

 **PULENCE**
collection



Aristona Crema Endless Alboran Beige Endless Aurora Aqua Onyx Bellissimo Crema Bluette Onyx Aqua



Bluette Onyx Grey Bulgari Crema Emflax Beige Finland Grey Endless Glamour Dove Endless



Jennifer Blanco Endless Pulpis Grey Provenza Taupe Endless Lexus Grey Taj Mahal





Refined yet expressive, Aristona Crema Endless draws inspiration from the serenity of classical marble. The surface reveals layers of soft beige and ivory, touched by delicate veins that move with effortless rhythm. Finished in a subtle Glossy texture, it captures light in a way that enhances both depth and sophistication. Whether adorning residential living spaces or hospitality interiors, it delivers quiet opulence without excess.





120x240cm, 1200x2400mm / Glossy Surface / Opulence Collection

OPULENCE

Albdrān Beige Endless

Where elegance meets effortlessness. This seamless beige surface blends soft tonal movement with a lustrous Glossy finish, creating a calm, expansive feel in any space. Ideal for modern interiors that value both continuity and quiet sophistication.





Aurora Aqua Onyx

120x240cm, 1200x2400mm / Glossy Surface / Opulence Collection



A breath of serenity in blue. With its translucent onyx-like layering and luminous Glossy finish, this surface evokes the calmness of misty skies and flowing water. Ideal for spaces that demand elegance with a sense of tranquility.





Timeless warmth, effortlessly refined. With its soft creamy tone and delicate veining, this Glossy-finish surface offers a neutral canvas that radiates warmth and sophistication – perfect for both modern minimalism and classic interiors.





Bluette Onyx Aqua

120x240cm, 1200x2400mm / Glossy Surface / Opulence Collection





Luxury that flows like water. Inspired by rare onyx formations, this aqua-toned surface with translucent depth and radiant Glossy transforms any space into a serene yet dramatic visual experience — perfect for upscale bathrooms, lounges, or statement walls.





Luxury that flows like water. Inspired by rare onyx formations, this Grey-toned surface with translucent depth and radiant Glossy transforms any space into a serene yet dramatic visual experience — perfect for upscale living area, lounges, or statement walls.







A quiet luxury. With its creamy undertone and soft-Glossy surface, Bulgari Cr ema blends elegance and warmth – making it ideal for refined spaces like upscale bars, lobbies, and lounges that seek timeless sophistication without shouting for attention.







Emflax Beige brings subtle elegance through its soft beige tones and delicate marble veining. The polished Glossy enhances its serene charm, making it ideal for refined, calming interiors. Understated luxury, beautifully redefined.





Finland Grey Endless embodies sophistication through restraint. Its calm grey tone, intersected with delicate white veining, evokes the timeless character of natural marble, reinterpreted with contemporary precision. The Glossy surface enhances depth and clarity, catching light with a subtle reflective sheen that adds quiet luxury to modern interiors.







Soft, seamless, and endlessly versatile—Glamour Dove Endless captures the beauty of simplicity elevated to art. The surface glows with delicate tonal transitions, combining creamy hues and feather-light veining that create natural depth. The Glossy finish adds subtle radiance, amplifying light to craft a sophisticated atmosphere of calm and clarity.





Jennifer Blanco Endless evokes the calm of drifting clouds with its soft white base and delicate marble veining. The Glossy surface enhances its dreamy elegance, making it ideal for serene, spa-like spaces. Purity, reimagined in endless form.







A modern expression of strength and subtlety. Pulpis Grey features rich graphite tones layered with fine white veining — evoking the natural calm of stone. What elevates it is the Shape Shid linear texture: a refined vertical grain embedded across the surface, adding quiet structure and tactile elegance. This combination of soft motion and directional patterning makes it ideal for contemporary lobbies, workspaces, and retail environments where sophistication is expected, not announced.





Provenza Taupe Endless

120x240cm, 1200x2400mm / Glossy Surface / Opulence Collection

Effortless, warm, and endlessly adaptable—Provenza Taupe Endless transforms interiors with its smooth taupe base and intricate marble-inspired veining. The Glossy surface lends a subtle gloss that enhances depth and luminosity without overwhelming the design. Its natural elegance makes it a perfect backdrop for modern furnishings, wood accents, or minimalist spaces that value tone over texture.







Lexus Grey reflects effortless sophistication with its soft grey undertone and delicate stone veining. The Glossy surface enhances its clarity and depth, creating a luminous finish that adds elegance without excess. Ideal for modern offices, upscale interiors, and open-plan spaces, it balances minimalism with visual richness turning everyday surfaces into polished design statements. A slab where subtle luxury meets enduring style.





Radiating elegance with a luminous polish, Taj Mahal in Glossy finish captures the richness of ivory stone infused with golden undertones. The surface reflects light effortlessly, enhancing depth and clarity while preserving a warm, inviting glow. Its refined veining and smooth texture make it ideal for premium bars, lounges, kitchens, and upscale hospitality spaces — where sophistication meets brilliance in every slab.



ITACA[®]

an italian live

ITACA CERAMIC PVT. LTD.

8-A / National Highway,
Opp. 132 K.V. Lalpar Power Station
P.B. No. 306 (P.P.W.), Lalpar,
MORBI 363642, (Gujarat) INDIA.

For Export Inquiry

Kiran@itaca.in
export@itaca.in
export.europe@itaca.in
+91 90990 88201
+91 99786 88217

For Domestic Inquiry

marketing@itaca.in
+91 90990 88467
+91 74348 55594